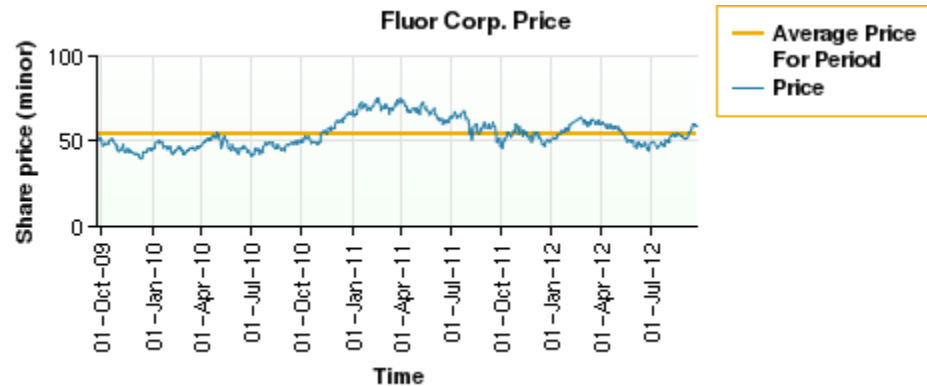


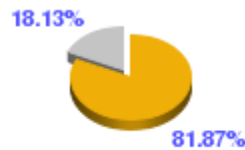
Fluor Corp. (NYS: FLR)

Total Institutions: 680 ▲ 546
 Total Shares Held: 148,890,655
 % of Shares Held: 81.87%

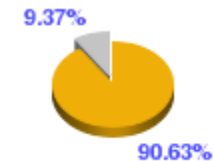
Changes In:
 New/Increased vs Old/Decreased Positions: ▼ -65
 Amount of Shares Held: 30,498,038
 % of shares held change: 90.63%



81.87% Held By Institutions



90.63% Shares Held Change



New Positions	Increased Positions	Closed Positions	Decreased Positions	Unchanged Positions
Institutions: 15	Institutions: 279	Institutions: 45	Institutions: 314	Institutions: 72
Shares: 1,426,908	Shares: 87,925,944	Shares: 1,781,223	Shares: 57,073,591	Shares: 2,464,212
% Change: 20.99%	% Change: 95.61%	% Change: 65.99%	% Change: 97.33%	% Change: 97.33%

Top 25 Institution Holders

Institution Name	New/Closed Position	Filing Date	Total Shares	Total Values	Change in Shares
J P MORGAN CHASE & CO	-	6/30/2012	13,069,394	644,846	2,357,372
WINSLOW CAPITAL MANAGEMENT INC /MN	-	6/30/2012	7,765,575	383,154	(90,543)
VANGUARD GROUP INC	-	6/30/2012	7,132,292	351,907	157,070
BROWN ADVISORY HOLDINGS INC	-	6/30/2012	6,819,091	336,453	679,889

STATE STREET CORP	-	6/30/2012	6,463,272	318,901	335,999
PRUDENTIAL CORP PLC	-	6/30/2012	5,875,800	289,912	14,100
CLEARBRIDGE ADVISORS LLC	-	6/30/2012	5,678,179	280,161	(40,987)
FMR LLC	-	6/30/2012	5,386,467	265,806	(4,679,958)
BLACKROCK INSTITUTIONAL TRUST COMPANY	-	6/30/2012	4,342,725	214,270	(193,021)
MASSACHUSETTS FINANCIAL SERVICES CO /MA/	-	6/30/2012	4,011,540	197,929	(245,117)
BANK OF NEW YORK MELLON CORP	-	6/30/2012	2,920,550	144,100	812,674
PRICE T ROWE ASSOCIATES INC /MD/	-	6/30/2012	2,455,401	121,149	(1,183,352)
DEUTSCHE BANK AG	-	6/30/2012	2,433,052	120,041	632,441
RAINIER INVESTMENT MANAGEMENT INC/	-	6/30/2012	2,382,420	117,553	147,680
NORTHERN TRUST CORP	-	6/30/2012	2,116,203	104,413	230,803
BLACKROCK FUND ADVISORS	-	6/30/2012	1,892,910	93,396	(14,730)
CALAMOS ADVISORS LLC	-	6/30/2012	1,741,433	85,922	(14,215)
ING INVESTMENT MANAGEMENT CO	-	6/30/2012	1,678,586	82,821	1,155,827
ROYAL BANK OF CANADA	-	6/30/2012	1,643,045	81,067	1,091,364
PACIFIC HEIGHTS ASSET MANAGEMENT LLC	-	6/30/2012	1,610,000	79,437	0
MORGAN STANLEY	-	6/30/2012	1,577,929	77,855	(972,514)
BANK OF AMERICA CORP /DE/	-	6/30/2012	1,523,119	75,150	11,486
BLACKROCK GROUP LTD	-	6/30/2012	1,401,840	69,167	128,882
EATON VANCE MANAGEMENT	-	6/30/2012	1,279,168	60,037	(1,824)
TIAA CREF INVESTMENT MANAGEMENT LLC	-	6/30/2012	1,229,395	60,658	(241,799)